

Finger-style Studies W/ Lil Rev



www.lilrev.com

<http://fountainofuke.blogspot.com>

Skip To My Lou

Ready? Let's go!

G



Lost my partner what'll I do?

D7



Lost my partner what'll I do?

G



Lost my partner what'll I do?


D7

G





Skip to my Lou my darling

Inside/Outside



Outside/Inside



Lil Brown Jug

C Me and my wife and a **F** stump tailed dog

67 ^C
Crossed the river on a hickory log

C She fell off **F** and stuck in the mud

67 C
I clung on to my Little rown jug....Chorus

C F
I went out to view my farm.

⁶⁷ Little brown jug be-neath my arm.

C **F**
Hitched my mule in the shade of the tree,

67 C
Little brown jug in the shade of me... Chorus

C **F**
I reach over and give her a pull,

67 ^C
Little brown jug a-bout half full.

C Here you are **F** so near my nose,

67 ^CTip her up and a-way she goes... Chorus

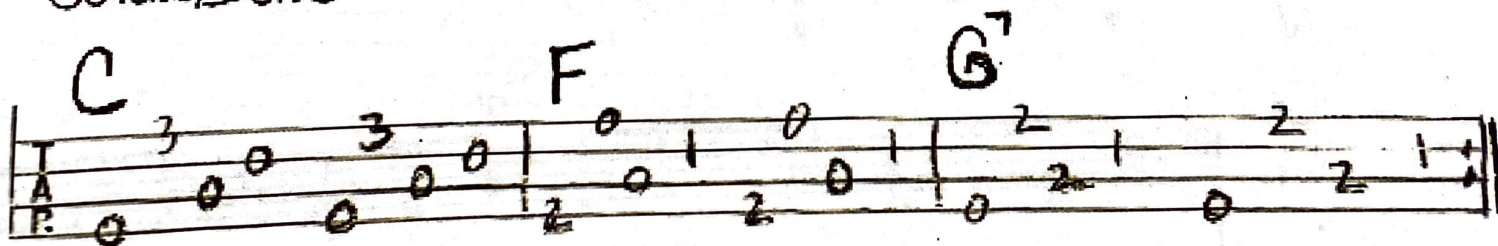
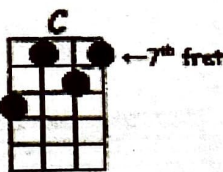
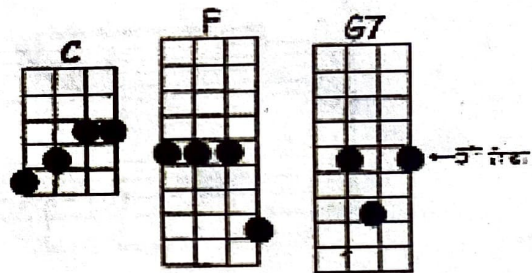
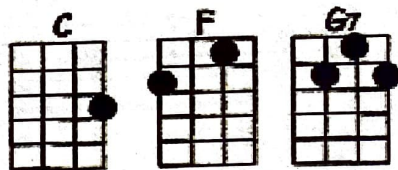
C Every evening **F** when I go to bed,

67 **C**
Little brown jug under-neath my head.

C Every morning when I **F** awake,

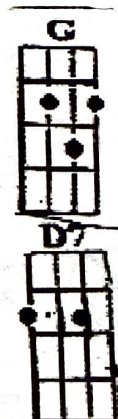
67 **C**
Unstop the jug and take a little drank... Chorus

Outside/Inside



Down In The Valley

[G]Down in the valley valley so[D7]low
 [D7]Late in the evening hear the train[G]blow
 [G]Hear the train blow love hear the train[D7]blow
 [D7]Late in the evening hear the train[G]blow



[G]Write me a letter send it by[D7]mail
 [D7]Send it in care of Birmingham[G]Jail
 [G]Birmingham Jail love Birmingham[D7]Jail
 [D7]Send it in care of Birmingham[G]Jail

[G]Roses love sunshine violets love[D7]dew
 [D7]Angels in heaven know I love[G]you
 [G]Know I love you dear know I love[D7]you
 [D7]Angels in heaven know I love[G]you

Pinch

G D7

1. 2. 3 1. 2. 3 1. 2. 3 1. 2. 3

Alternate Thumb 2

Musical notation for "Alternate Thumb 2". The piece is in 4/4 time, starting with a treble clef and a key signature of one sharp (F#). The melody is written on a single staff, and the bass line is written on a second staff. The melody consists of eighth notes, with a final measure containing a half note. The bass line consists of eighth notes, with a final measure containing a half note. The piece is divided into four measures, each with a chord symbol above it: C, F, G, and C. The melody is marked with fingerings: *p i p i p i p i* and *sim.* The bass line is marked with fingerings: 0, 0, 0, 0, 0, 0, 0, 1, 1, 0, 1, 1, 2, 3, 3, 2, 3, 3, 0, 0, 0, 0.

P.M. Lullaby

Musical notation for "P.M. Lullaby". The piece is in 4/4 time, starting with a treble clef and a key signature of one sharp (F#). The melody is written on a single staff, and the bass line is written on a second staff. The melody consists of eighth notes, with a final measure containing a half note. The bass line consists of eighth notes, with a final measure containing a half note. The piece is divided into four measures, each with a chord symbol above it: C, G7, G7, and C. The melody is marked with fingerings: *p m p m p m p m* and *sim.* The bass line is marked with fingerings: 0, 3, 3, 3, 3, 0, 3, 3, 3, 3, 1, 2, 2, 2, 2, 1, 2, 2, 2, 2, 0, 2, 2.

SUGAR BABE BLUES

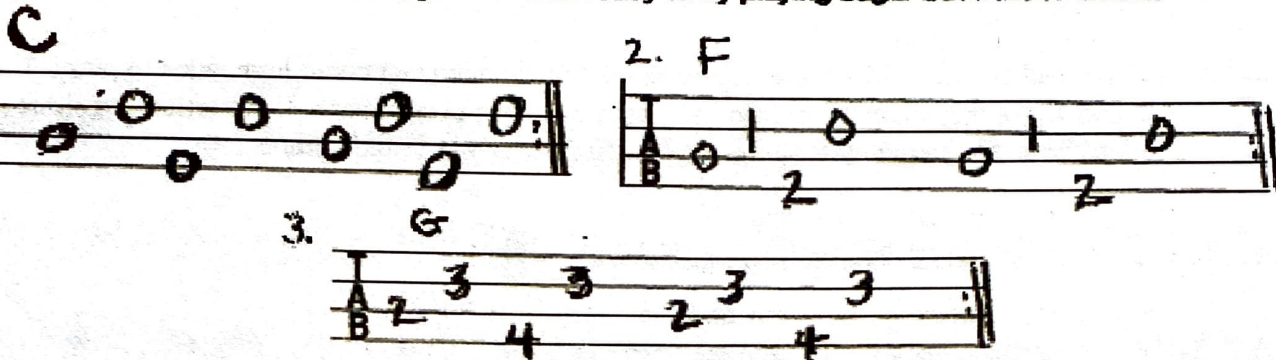
Alternate Thumb Pattern #1

Step #1: Practice The Arpeggios Pattern for the C chord

Step #2: Practice The Arpeggios Pattern for the F chord

Step #3: Practice The Arpeggios Pattern for the G chord

Step #4: Once you're confident and comfortable with the Alternate Thumb Pattern #1, played over each chord individually, then try moving smoothly between C, F & G without breaking your rhythm. Once you can do this, you are then ready to try playing Sugar Babe Blues below.



SUGAR BABE BLUES -TRADITIONAL

C
SUGAR BABE, WHATS WRONG WITH YOU

F
YOU DON'T DO NOTHING LIKE U USED TO DO

C **G** **C**
SUGAR BABE, ITS ALL OVER NOW.

C
ALL I WANT MY BABY TO DO

F
MAKE TEN DOLLARS AND GIVE ME TWO

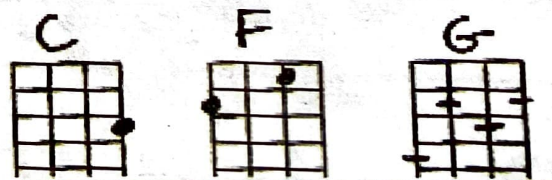
C **G** **C**
SUGAR BABE, ITS ALL OVER NOW.

C
SUGAR BABE, I LOVE YOU WELL


F
BUT YOU DON'T TREAT, ALL TOO SWELL

C **G** **C**
SUGAR BABE, ITS ALL OVER NOW

Chords used



SIMPLE GIFTS



[F] 'Tis a gift to be simple, 'tis a gift to be free.

'Tis a [C7] gift to come down where we ought to be.

And [F] when we find ourselves in the place just right,

'Twill [C7] be in the valley of [F] love and delight.

F

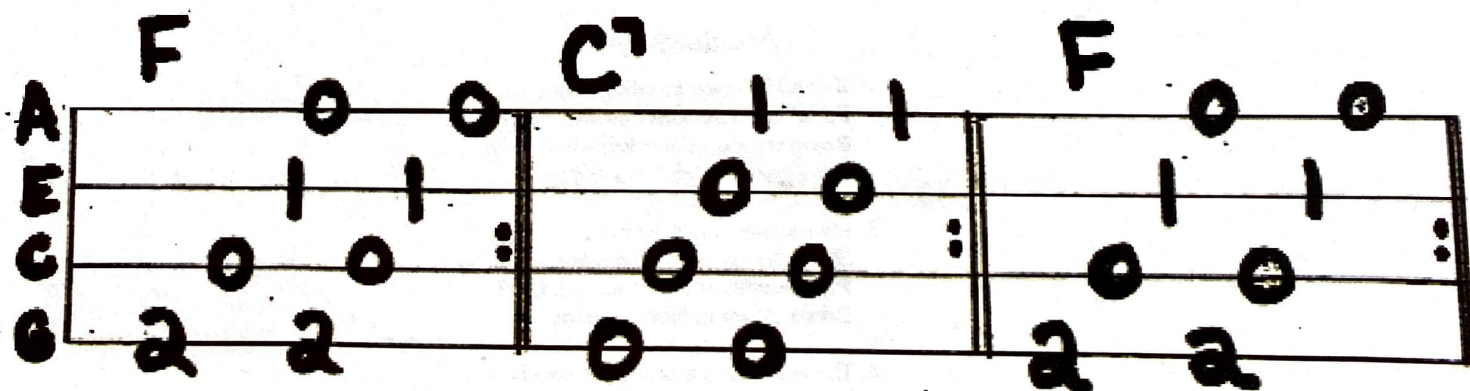
When true simplicity is gained.

To bow and to bend we [C7] won't be ashamed.

To [F] turn, turn will be our delight,

Till by [C7] turning and turning

We [F] come around right





DON'T THINK TWICE, IT'S ALL RIGHT

(F) IT AIN'T NO USE TO (C) SIT AND WONDER WHY, (Dm) BABE

(Bb) IT DON'T MATTER, ANY-HOW. (C7) 8 →

(F) AN' IT AIN'T NO USE TO (C) SIT AND WONDER WHY, (Dm) BABE

(G7) IF YOU DON'T KNOW BY NOW. (C) 4 → (C7) 4 →

(F) WHEN THE ROOSTER CROWS AT THE (F7) BREAK OF DAWN,

(Bb) LOOK OUT YOUR WINDOW AND (G7) I'LL BE GONE.

(F) YOU'RE THE (Am) REASON I'M (Dm) TRAVELLIN' (Bb) ON,

(F) DON'T THINK (C7) TWICE, IT'S (F) ALL RIGHT.

(F) IT AIN'T NO USE IN (C) TURNIN' ON YOUR (Dm) LIGHT, BABE

(Bb) THAT LIGHT I NEVER KNOW (C7) 8 →

(F) AN' IT AIN'T NO USE IN (C) TURNIN' ON YOUR (Dm) LIGHT, BABE

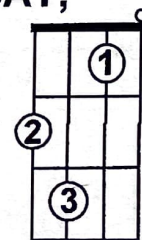
(G7) I'M ON THE DARK SIDE OF THE ROAD. (C) 4 → (C7) 4 →

(F) STILL I WISH THERE WAS SOMETHIN' YOU WOULD (F7) DO OR SAY,

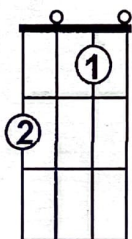
(Bb) TO TRY AND MAKE ME CHANGE MY (G7) MIND AND STAY.

(F) WE NEVER DID TOO MUCH (Am) TALKIN' (Dm) ANY-WAY, (Bb)


(F) SO DON'T THINK (C7) TWICE, IT'S (F) ALL RIGHT.



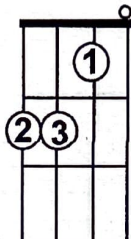
F7



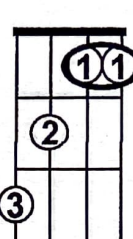
F



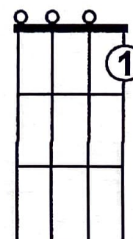
C



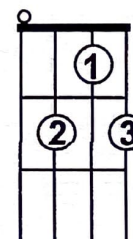
Dm



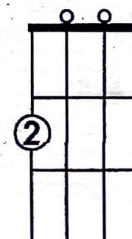
Bb



C7



G7



Am

DON'T THINK TWICE, IT'S ALL RIGHT


I'M WALKIN' DOWN THAT LONG, LONESOME ROAD, BABE
WHERE I'M BOUND, I CAN'T TELL.
BUT GOODBYE'S TOO GOOD A WORD, GAL
SO I'LL JUST SAY, "FARE THEE WELL."
I AIN'T SAYIN' YOU TREATED ME UNKIND,
YOU COULD HAVE DONE BETTER - BUT I DON'T MIND.
YOU JUST SORTA WASTED MY PRECIOUS TIME,
DON'T THINK TWICE, IT'S ALL RIGHT.

IT AIN'T NO USE IN CALLIN' OUT MY NAME, GAL
LIKE YOU NEVER DID BE-FORE.
IT AIN'T NO USE IN CALLIN' OUT MY NAME, GAL
I CAN'T HEAR YOU ANY-MORE.
I'M A-THINKIN' AND A-WOND'RIN' ALL THE WAY DOWN THE ROAD
I ONCE LOVED A WOMAN -- A CHILD I'M TOLD
I GAVE HER MY HEART BUT SHE WANTED MY SOUL,
DON'T THINK TWICE, IT'S ALL RIGHT.

Nobody's Business arranged by Lil Rev


G
My baby ain't got no money,

C **G** **D7**
I still call her honey. Nobody's business would I do.



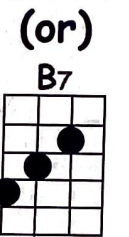
G **B7**
If I give her my last nickel,

C **G** **D7** **G** **D7**
It leaves me in a pickle, Nobody's business would I do.




G **B7**
If I should take a notion,

C **G** **D7** **G** **D7**
And jump into the ocean, Nobody's business would I do.



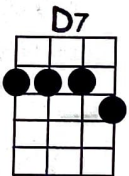
G **B7**
If I go to church on Sunday,

C **G** **D7** **G** **D7**
And Calvary on Monday, Nobody's business would I do.




G **B7**
I'd rather she up and hit me,

C **G** **D7** **G** **D7**
Then my baby quit me. Nobody's business would I do.



G **B7**
If I should take a notion,

C **G** **D7** **G** **D7**
And jump into the ocean, Nobody's business would I do.



Note: This great little tune comes to us from Tommy Cole and James Bradley. (late 20s) As recorded by Lil Rev on "That Old Madness"

www.lilrev.com

First Note



Key of C

RUNAROUND SUE

(C) (SINGLE THUMB STRUM)

HERE'S MY STORY, IT'S SAD BUT TRUE.

(Am) (SINGLE THUMB STRUM)

IT'S ABOUT A GIRL THAT I ONCE KNEW.

(F) (SINGLE THUMB STRUM)

SHE TOOK MY LOVE, THEN RAN AROUND,

(G7) (SINGLE THUMB STRUM)

WITH EVERY SINGLE GUY IN TOWN.

CHORUS 1:

(C)

HEY, HEY, WHOA- O-O-O-O

(Am)

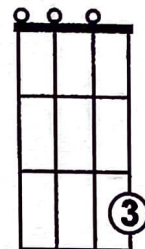
HEY, HEY, WHOA- O-O-O-O

(F)

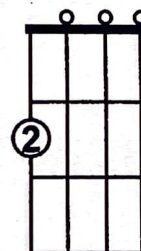
HEY, HEY, WHOA- O-O-O-O

(G7)

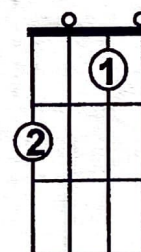
HEY, HEY, OOOOOOOOOHHHHH



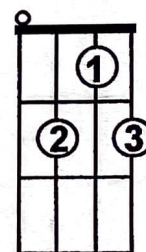
C



Am



F



G7